

get
ready
QUEENSLAND

Bushfire Communication

for Queensland councils and state agencies

A Resilient Queensland initiative to provide comprehensive and consistent bushfire messaging for all Queenslanders.



Document details

Security classification	Public
Last updated	January 2022
Document status	Final
Version	1.0
QRA Reference	QRATF/21/2521 GDo671

Copyright

This publication is protected by the Copyright Act 1968.

© The State of Queensland (Queensland Reconstruction Authority) January 2022.

Licence

This work is licensed by State of Queensland (Queensland Reconstruction Authority) under a Creative Commons Attribution (CC BY) 4.0 International licence. View a copy of this licence at: www.creativecommons.org/licenses/by/4.0/

In essence, you are free to copy, communicate and adapt this publication, as long as you attribute the work to the State of Queensland (Queensland Reconstruction Authority).

Interpreter

The Queensland Government is committed to providing accessible services to Queenslanders from all culturally and linguistically diverse backgrounds. If you have difficulty in understanding this publication, you can access the Translating and Interpreting Services by phoning 13 14 50 or at: www.qld.gov.au/languages

Disclaimer

While every care has been taken in preparing this publication, the State of Queensland accepts no responsibility for decisions or actions taken as a result of any data, information, statement or advice, expressed or implied, contained within. To the best of our knowledge, the content was correct at the time of publishing.

Copies

Copies of this publication are available on the Get Ready Queensland Council Hub at: www.getready.qld.gov.au/council-hub

For queries about this publication or how to access the Get Ready Queensland Council Hub please contact the Get Ready Queensland team via email to: getready@qra.qld.gov.au.

For correspondence in relation to the Bushfire Communication Toolkit please contact:
Queensland Reconstruction Authority
PO Box 15428
City East QLD 4002
Phone (07) 3008 7200
info@qra.qld.gov.au
www.qra.qld.gov.au

Project background

The Bushfire Communication Toolkit provides comprehensive and consistent bushfire messaging for all Queenslanders. The Toolkit is designed for use by Queensland councils and relevant state agencies to use in communication aimed at the general public via social media, disaster dashboards and other communication.

The aim of the Bushfire Communication Toolkit is to increase community awareness and resilience to bushfires. It aligns with the four objectives of the Queensland Strategy for Disaster Resilience:

- Objective 1 – We understand the potential disaster risks we face
- Objective 2 – We work together to better manage disaster risk
- Objective 3 – We seek new opportunities to reduce disaster risk
- Objective 4 – We continually improve how we prepare for, respond to and recover from disasters.

The Bushfire Communication Toolkit has been completed following positive feedback from stakeholders to the Flood Communication Toolkit, also available on the Get Ready Queensland Council Hub.

Document review

The Bushfire Communication Toolkit has been prepared in consultation with our content expert partners including:

- Queensland Fire and Emergency Services
- Queensland Building and Construction Commission
- Department of Communities, Housing and Digital Economy
- CSIRO
- Insurance Council of Australia
- Get Ready Queensland
- Queensland Reconstruction Authority.

The Bushfire Communication Toolkit will be regularly reviewed by the Queensland Government via the Get Ready Queensland team and the Ready and Resilient Working Group to ensure the messaging content is current, and comprehensive. The latest version will be published on the Get Ready Queensland Council Hub.

The purpose of the Ready and Resilient Working Group is to support the coordination of key resilience communications and engagement activities being delivered across the Queensland Government. The Working Group collaborates with the QRA to ensure all Queensland Government agencies are working together to achieve the vision of making Queensland the most disaster resilient state in Australia.

The Working Group comprises representatives from:

- Queensland Reconstruction Authority
- Queensland Fire and Emergency Services
- Department of Communities, Disability Services and Seniors
- Department of Transport and Main Roads
- The Department of Employment, Small Business and Training
- Department of Environment and Science
- Department of State Development, Infrastructure, Local Government and Planning
- Department of Education and Training
- Department of Housing and Public Works
- Queensland Health
- Office of the Inspector-General Emergency Management.

About the Bushfire Communication Toolkit

Bushfires pose a significant risk to Queensland communities, and so it is essential that there is consistent bushfire messaging provided by state and local governments before, during and after a bushfire event. Clear and consistent messaging is the key to community confidence in a crisis.

This Bushfire Communication Kit provides a comprehensive suite of bushfire messaging that councils and relevant state agencies can use in their social media and other bushfire communication messaging to improve community awareness and resilience to bushfires for all Queenslanders.

We know from reviews of recent bushfire events in Queensland that councils across Queensland are strongly, and effectively, embracing social media channels for disaster related messaging to their local residents. We have listened to councils who told us they wanted a compendium of ready-to-use disaster communication resources with features including:

- provision of consistent messaging to help improve disaster communication consistency between local, district and state
- ready-to-use messages with images/graphics/tiles suitable for social media channels, that are co-branded with council logos
- flexibility so that they can use the resources to plan and manage their own disaster messaging schedules
- ability to rapidly access and select relevant quality messaging resources according to disaster communication requirements at the time.

The Toolkit has multi-agency support, bringing together a comprehensive suite of Queensland Government and partner bushfire messaging and supporting graphics under the following overarching topics:

- Bushfire Aware
- Bushfire Myths
- Bushfire Prepare
- Bushfire Recovery
- Rebuilding After Bushfire
- Bushfire Resilient Homes.

Queensland Government will regularly review the Bushfire Communication Toolkit to ensure it is kept up-to-date, and we encourage you to visit the Get Ready Queensland Council Hub each time you use these resources to ensure you have the latest version available.

We hope you find the Bushfire Communication Toolkit to be a useful resource to raise community awareness and resilience to bushfires in your local community.

How to use the Bushfire Communication Toolkit

The Bushfire Communication Toolkit is hosted on the Queensland Government's Get Ready Queensland Council Hub website designed for all council officers and state agency staff involved in communication about extreme weather events and helping all Queenslanders prepare for natural disasters. The Toolkit should be used as a resource in alignment with your organisation's communication approval processes.

Get Ready Queensland Council Hub

Webpage: www.getready.qld.gov.au/council-hub

Password: get-ready-qld

The easy-to-use Contents page has quick links. Each topic has a series of bushfire messages with text suitable to copy/paste, and a matching graphic thumbnail. Web links in the messaging are to existing webpages that are well maintained by Queensland Government agencies (or other associated web pages) with more information. There are suggested hashtags for consistent use of hashtags for social media.

While the Bushfire Communication Toolkit focuses on use in social media, the text and/or graphics could also be used, as appropriate, to feed into other bushfire messaging to local communities via council disaster dashboards, social media feeds, community noticeboards, electronic billboards, newsletters, emails, text messaging, media statements and interviews.

Councils and state agencies can add to or amend the provided text in situations where they have important communication relating to localised information during a disaster event, to promote a council bushfire related project, a Get Ready Queensland initiative, or a related council event, web page or disaster dashboard.

Co-branded graphics

Co-branding has been provided as a visual commitment to the strategic alliance between Queensland Government, the Get Ready Queensland program and every Queensland council in providing consistency in bushfire messaging. Each council's logo has been added to message graphics wherever possible at the bottom left alongside the Get Ready Queensland logo and Queensland Government crest.

The graphic files are stored in folders named for each council on the Council Hub at: www.getready.qld.gov.au/council-hub/communication-toolkits

Filenames reflect both the topic and message so the correct graphic for each message is easy to find. Filenames are also listed underneath the graphic thumbnail beside each message.

Planning for Bushfire communication

Bushfire communication should be planned in preparation for and alignment with bushfire season. The fire season in Queensland normally commences in the far north of the state in July and progresses through to southern areas as spring approaches. It can extend through to February in southern and far south-western areas. These timeframes can vary significantly from year to year, depending on the fuel loads, long-term climate and short-term weather conditions in each area. Queensland's season is at a different time to other states of Australia. Bushfires in Queensland can occur at any time. The impacts of climate change are creating extended fire seasons that include higher temperatures with more frequent hot days, and increased fire danger across the state.

How to receive updates and be on our contact list

The Get Ready Queensland team will champion the use of this Bushfire Communication Toolkit for all Queensland councils to raise community awareness and resilience to bushfires.

Regular communication via Queensland Reconstruction Authority 'QRA Update' e-newsletter will go out to the Get Ready Queensland council contact lists with updates about the latest Get Ready Queensland disaster preparedness communication resources.

Officers that may wish to be on the Get Ready Queensland council contact list include those working in the areas of council communication, websites, disaster management dashboards, social media, media, Disaster Management Officers (DMOs), and Disaster Management Groups (LDMGs) led by councils.

Feedback and queries

Queries about the Bushfire Communication Toolkit are welcome. Please send any questions, suggestions or feedback to the Get Ready Queensland team via email to:

getready@qra.qld.gov.au

Table of Contents

Topic: Bushfire Aware	6
When is fire season in Queensland?	6
Are you bushfire aware?	6
Know your risk	6
Know your risk. Are you in the line of fire?	7
What is your bushfire risk?	7
Understanding fire weather	7
Changes to fire weather in Queensland	8
Basic Bushfire Awareness	8
Check your Daily Fire Danger Rating	9
Current bushfire incidents.....	9
Tune in to monitor local bushfire conditions	9
Tune in to warnings.....	10
Bushfire Warning Levels.....	10
Predicting and preparing for bushfires	11
Translated fact sheets about bushfires	11
Topic: Bushfire Myths	12
Myth busted! – “But I thought that removing trees would slow the spread of fire.”	12
Myth busted! – “But I thought that homes not directly near bushfires would be safe.”	12
Myth busted! – “But I thought houses were most commonly ignited by bushfire flames.”	13
Myth busted! – “But I thought that embers only arrive from the direction of the prevailing wind.”	13
Myth busted! – “But I thought leaves were the main source of embers.”	13
Myth busted! – “But I thought that canopy fires started when trees self-combust from internally stored heat.”	14
Myth busted! – “But I thought that Australia’s bushfires are so severe there is absolutely nothing we can do about them.”	14
Topic: Bushfire Prepare	15
Make your Bushfire Survival Plan	15
Make your Bushfire Survival Plan	15
Make your Bushfire Survival Plan	15
Make your Bushfire Survival Plan	16
Make your Bushfire Survival Plan	16
Make your Bushfire Survival Plan	16
What’s your Bushfire Survival Plan?	16
Bushfire Evacuation Kit	17
Have you got the right level of building and contents insurance cover?	17
Insurance checklist and bushfires	18
Confused about home and contents insurance? Tips to get ready for bushfire season.	18
Disaster preparedness for people with disability	19
Are you prepared for bushfire season?	19
Is your home ready for bushfire season?	20
Is your garden ready for bushfire season?	20
Plan to protect your pets	21
Horses in bushfires	21
Bushfire mitigation in Queensland	21

Free online game to challenge Queensland kids to get ready for disasters	22
Topic: Bushfire Recovery.....	23
Disasters and alerts: stay up-to-date	23
Financial assistance after a bushfire.....	24
Bushfire and financial help	24
Translated fact sheets about financial assistance grants after a bushfire	24
Insurance steps after a bushfire	25
Making a bushfire related insurance claim	25
Making a bushfire related insurance complaint	26
Managing stress after a bushfire	26
Family relationships after a bushfire.....	26
Support groups after a bushfire.....	27
Small business disaster hub	27
Rural disaster support and recovery after a bushfire	27
Primary producer support services after a bushfire	28
Regional community support services after a bushfire	28
Returning home after a bushfire	29
Ash from copper chrome arsenate (CCA) treated timber	30
Air quality, bushfires and dust storms	30
Bushfire smoke and your health	30
Bushfires and roof-harvested rainwater.....	31
Bushfire fighting water additives and health	31
Using alternative fuel and electricity generation safely during power outages	31
Cleaning a smoke affected home after a bushfire.....	32
Hazardous materials to be aware of after a bushfire	32
Using your personal protective equipment after a fire	32
Asbestos hazards after a fire	33
Helping children understand bushfires.....	33
Talking to children about bushfires and recovery.....	33
Topic: Rebuilding After Bushfire	34
Rebuilding after a bushfire and insurance	34
Queensland Building and Construction Commission (QBCC)	34
Guide to building and renovating	35
Check your contractor is licensed	35
Find licensed tradespeople for bushfire repairs	35
Permit requirements for rebuilding after a natural disaster	36
Topic: Bushfire Resilient Homes	37
Bushfire resilient homes	37
Bushfire resilient homes and insurance.....	37
Understanding bushfire risk in your home	38
Is your home vulnerable to bushfire?	38
Building in bushfire prone areas	38
Bushfire resilient building materials.....	39
Bushfire resilient design	39
Bushfire resilient landscaping.....	39

Topic: Bushfire Aware

Aim: To provide Queenslanders with an understanding of how to become more bushfire aware, and where to find credible, authoritative and reliable information. Bushfire aware messaging links to the Queensland Fire and Emergency Services website.

Hashtag: #BushfireAware

Message

Graphic and filename

When is fire season in Queensland?

The fire season in Queensland normally commences in the far north of the state in July and progresses through to southern areas as Spring approaches. It can extend through to February in southern and far south-western areas. These timeframes can vary significantly from year to year, depending on the fuel loads, long-term climate and short-term weather conditions in each area. Queensland's season is at a different time to other states of Australia.

Learn about your bushfire risk at:

<https://www.qfes.qld.gov.au/prepare/bushfire/know-your-risks>

#BushfireAware #GetReadyQueensland

Image: Central Queensland Bushfires 2018, NASA.



Filename: BushfireAware – When is bushfire season in Queensland

Are you bushfire aware?

Bushfires can threaten suddenly, so you should always be ready to act. The 'Bushfire Community Warning' video from Queensland Fire and Emergency Services (QFES) will help you understand bushfire warnings and know where to find them. Whether you have a rural lifestyle or live in the city, all Queenslanders need to know what to do if a bushfire approaches.

Watching the video (2 minutes 28 seconds) at:

<https://www.qfes.qld.gov.au/prepare/bushfire/tune-in-to-warnings>

Find out more about bushfires at the QFES website:

<https://www.qfes.qld.gov.au/bushfires>

#BushfireAware #GetReadyQueensland



Filename: BushfireAware - Are you bushfire aware

Know your risk

Bushfires don't just happen in the bush, they can impact anyone, anywhere in Queensland. You are likely to be at a heightened risk of bushfires if:

- you live within a few kilometres of bushland
- your local area has a bushfire history
- you have trees and shrubs within 20 metres of your house or
- your home is built on a slope.

To see the bushfire potential in your neighbourhood, check the Queensland Fire and Emergency Services 'Postcode checker' at:

<https://www.qfes.qld.gov.au/postcode-checker>

or talk to your local council or fire station.

Find out how to prepare for bushfires at:

<https://www.qfes.qld.gov.au/bushfires>

#BushfireAware #GetReadyQueensland



Filename: BushfireAware - Know your risk

Know your risk. Are you in the line of fire?

Bushfires can affect anyone, anywhere in Queensland. All residents should be prepared for bushfire. Make sure you're prepared this season.

To see the bushfire potential in your neighbourhood enter your postcode or suburb in the Queensland Fire and Emergency Services Postcode Checker map at:
<https://www.qfes.qld.gov.au/postcode-checker>

#BushfireAware #GetReadyQueensland



Filename: BushfireAware - Know your risk - Are you in the line of fire

What is your bushfire risk?

All residents should be prepared for bushfire, but if you answer yes to any of these four questions, you are likely to be at a heightened risk.

- Do you live within a few kilometres of bushland?
- Does your local area have a bushfire history?
- Do you have trees and shrubs within 20 metres of your house?
- Is your home built on a slope?

Know your bushfire risk. Find out more at:
<https://www.qfes.qld.gov.au/prepare/bushfire/know-your-risks>

#BushfireAware #GetReadyQueensland



BushfireAware - What is your bushfire risk

Understanding fire weather

The Bureau of Meteorology's 'Understanding Fire Weather' video at explains the how the weather influences fire behaviour. Weather conditions influence the size, intensity, speed and predictability of bushfires – and how dangerous they can be to the community. Watch the video and find out more at the Bureau's Fire Weather Knowledge Centre at:

<http://www.bom.gov.au/weather-services/fire-weather-centre>

#BushfireAware #GetReadyQueensland #BushfireWeather



Filename: BushfireAware - Understanding fire weather

Changes to fire weather in Queensland

The 'Changes to Fire Weather in Queensland' report describes long-term changes in fire-weather conditions for Queensland. The report was prepared by the Bureau of Meteorology for Queensland Fire and Emergency Services (QFES).

Six key findings in the report's executive summary include:

- Annually averaged maximum temperatures have risen for most of the State.
- Annual rainfall has risen over most of the far west and far north of the State, but has declined across the remainder of the state particularly on the east coast.
- Annual accumulated Forest Fire Danger Index (FFDI), highest daily FFDI and incidence of days greater than or equal to FFDI 25 has risen across most of the state, particularly in the South.
- Days greater than or equal to FFDI 25 are occurring earlier in Spring and in the case of the South West on occasion in late Winter. Thus, fire seasons are starting earlier and in some cases finishing later.
- Fire weather changes have been more rapid in recent decades.
- An associated study examining FFDI trends using climate change projections indicate that the trends observed are likely to continue.

Read the 'Changes to Fire Weather in Queensland' report on the QFES website at: <https://www.qfes.qld.gov.au/planning-and-compliance/bushfire-planning>

Watch the Bureau's 'Understanding Fire Weather' video at: <http://www.bom.gov.au/weather-services/fire-weather-centre>

#BushfireAware #GetReadyQueensland #BushfireWeather



Filename: BushfireAware - Changes to fire weather in Queensland

Basic Bushfire Awareness

Are you bushfire aware? How much do you know about fire behaviour, fire suppressions, risk management, personal protection, and incident management? The Queensland Fire and Emergency Services (QFES) offer a free online Basic Bushfire Awareness course and knowledge at: https://rise.articulate.com/share/8txG_Uprn_W17uSbGvz-HR5bqUl4dHOP#/

Find out how to prepare for bushfires on the QFES website at: <https://www.qfes.qld.gov.au/bushfires>

#BushfireAware #GetReadyQueensland

Image: The most dangerous position on the fireground is to be uphill of an advancing fire front (QFES).



Filename: BushfireAware - Basic bushfire awareness

Check your Daily Fire Danger Rating

The Fire Danger Rating (FDR) is an early indicator of potential danger and should act as your first trigger for action. The higher the rating, the greater the need for you to act.

The FDR is an assessment of the potential fire behaviour, the difficulty of suppressing a fire and the potential impact on the community should a bushfire occur on a given day.

Find out more about FDRs and what actions you should take at each rating level on the Queensland Fire and Emergency Services (QFES) website at:

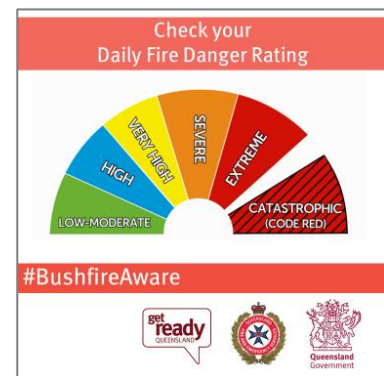
<https://www.qfes.qld.gov.au/prepare/bushfire/fire-danger-rating>

When there's a bushfire in your area, it's up to you to take notice, seek information, make decisions, and act. Tune in to local media including radio, official social media feeds and websites:

- <https://www.qfes.qld.gov.au/Current-Incidents>
- <https://www.facebook.com/QldFireandEmergencyServices/>
- <http://www.twitter.com/QldFES>
- <https://www.abc.net.au/emergency/>

#BushfireAware #GetReadyQueensland

Image: Fire danger ratings in Australia (Bureau of Meteorology).



Filename: BushfireAware - Check your Daily Fire Danger Rating

Current bushfire incidents

Stay safe, and monitor the latest information and warnings. Current bushfires and warnings are published by the Queensland Fire and Emergency Services (QFES) at:

<https://www.qfes.qld.gov.au/Current-Incidents>

The Incident Dashboard provides a snapshot of current incidents across Queensland being attended by QFES at:

<https://www.qfes.qld.gov.au/Current-Incidents>

Additional information is available about warnings, preparing for bushfire season, permitted burns map and, and a fire warden finder.

If your life or property is threatened, call Triple Zero (000) immediately.

#BushfireAware #GetReadyQueensland



Filename: BushfireAware - Current bushfire incidents

Tune in to monitor local bushfire conditions

Don't assume you'll receive a warning as a fire approaches and don't assume a fire crew will be available to assist every home. It's up to you to monitor conditions, know what the Fire Danger Rating is each day and to tune in to local media including radio, social media and websites.

Here's some useful links to help you 'tune in' to local bushfire conditions:

- <https://www.qfes.qld.gov.au/Current-Incidents>
- <https://www.abc.net.au/emergency/>
- <http://www.commercialradio.com.au/find-a-station/queensland>
- <https://www.facebook.com/QldFireandEmergencyServices/>
- <http://www.twitter.com/QldFES>
- <https://www.ruralfire.qld.gov.au/>

Phone Triple Zero (000) for life threatening emergencies.



Filename: BushfireAware - Tune in to monitor local bushfire conditions

Make your Bushfire Survival Plan. Prepare your family and property now, so everyone knows what actions to take to survive. Find out how on the Queensland Fire and Emergency Services (QFES) website at: <https://www.qfes.qld.gov.au/bushfires>

#BushfireAware #GetReadyQueensland

Tune in to warnings

All Queenslanders should be familiar with official Bushfire Warnings. Seek information, make decisions and act. Don't assume you'll receive a warning as a fire approaches and don't assume a fire crew will be available to assist every home. Warning details are published on the current bushfires and warnings map, QFES Facebook page, QFES Twitter account and via local media outlets.

Check the Queensland Fire and Emergency Services (QFES) website for current bushfires and warnings at: <https://www.qfes.qld.gov.au/Current-Incidents>

Follow Queensland Fire and Emergency Services (QFES) on social media:

- <https://www.facebook.com/QldFireandEmergencyServices/>
- <http://www.twitter.com/QldFES>

Tune into your local radio station at:

- <http://www.abc.net.au/newsradio/>
- <http://www.commercialradio.com.au/find-a-station/queensland>

Find out how to tune into warnings at: <https://www.qfes.qld.gov.au/prepare/bushfire/tune-in-to-warnings>

#BushfireAware #GetReadyQueensland



Filename: BushfireAware - Tune in to bushfire warnings

Bushfire Warning Levels

All Queenslanders should be familiar with the official Bushfire Warning system. When there's a bushfire in your area, it's up to you to take notice, seek information, and follow the actions appropriate to the warning level listed on the Queensland Fire and Emergency Services (QFES) website at: <https://www.qfes.qld.gov.au/prepare/bushfire/tune-in-to-warnings>

Watch the video about Bushfire Warnings on QFES website at: <https://www.qfes.qld.gov.au/prepare/bushfire/tune-in-to-warnings>

3 levels of Bushfire Warnings are:

- **ADVICE:** There's no immediate danger but you need to stay informed in case the situation changes.
- **WATCH & ACT:** There's a heightened level of threat and conditions are changing. Act now to protect yourself and your family.
- **EMERGENCY WARNING:** You're in danger and need to take life-saving action immediately.

#BushfireAware #GetReadyQueensland #BushfireWarnings



Filename: BushfireAware - Bushfire Warning Levels

Predicting and preparing for bushfires

Bushfires are part of life in Australia, and when they burn out of control near populated areas can cause significant loss of life and property.

CSIRO has been conducting bushfire research for over 60-years.

Bushfires can start in a variety of ways, but there are three factors that contribute to the behaviour of a bushfire:

- the weather
- the vegetation and
- the terrain.

Watch the 'Predicting and preparing for bushfires' video and find out on the CSIRO website at:

<https://www.csiro.au/en/research/natural-disasters/bushfires>

Find out how to prepare for bushfires on the Queensland Fire and Emergency Services (QFES) website at:

<https://www.qfes.qld.gov.au/bushfires>

#BushfireAware #GetReadyQueensland



Filename: BushfireAware - Predicting and preparing for bushfires

You can view and embed the CSIRO 'Predicting and preparing for bushfires' video at:

<https://www.csiro.au/en/research/natural-disasters/bushfires>

Translated fact sheets about bushfires

Bushfire fact sheets explaining bushfire risk, how it could affect you and preparing for a bushfire have been translated into twenty different languages:

English; Easy English; ATSI Easy English; Arabic; Cantonese; Greek; Hindi; Hmong; Japanese; Korean; Mandarin; Punjabi; Samoan; Spanish; Tagalog; Tok Pisin; Tongan; Torres Strait Creole; Vietnamese; and Wik Ngathan.

Translated fact sheets about natural disasters including bushfires, cyclones, earthquakes, floods and severe weather are available at:

<https://www.qld.gov.au/community/disasters-emergencies/disasters/resources-translations/disaster-information-language/fact-sheets-disasters>

If you cannot find information in your language, please phone 13 QGOV (13 74 68) to access interpreting and translating services.

#BushfireAware #GetReadyQueensland



Filename: BushfireAware - Translated fact sheets about bushfires

Topic: Bushfire Myths

Aim: To increase understanding of Queenslanders about bushfire myths, and where to find credible, authoritative and reliable information.

This messaging about bushfire myths is from CSIRO bushfire myth content in the Bushfire Resilient Building Guidance prepared by the CSIRO in partnership with the Queensland Reconstruction Authority. The messaging provides links to the Queensland Fire and Emergency Services website.

Hashtag: #BushfireMyths

Message

Graphic and filename

Myth busted! – “But I thought that removing trees would slow the spread of fire.”

Fire fronts move faster in thinned forests and open grasslands compared to thicker forests. This is because thick forest limits the wind speeds experienced below the forest canopy, causing the fire front speed to slow.

Learn about Bushfire Resilient Building Guidance for Queensland Homes at:

<https://www.qra.qld.gov.au/resilient-homes>

Prepare your home, property and family now and have your Bushfire Survival Plan in place before bushfire strikes. Learn more at:

<https://www.qfes.qld.gov.au/bushfires>

#BushfireMyths #GetReadyQueensland



Filename: BushfireMyths - But I thought removing the trees would slow the spread of fire

Myth busted! – “But I thought that homes not directly near bushfires would be safe.”

Embers can travel hundreds of metres from their source. Many houses are lost due to embers lighting fine fuels.

For example, embers igniting a timber deck can then ignite the house. Research tells us that buildings are most commonly ignited by embers and other wind-driven burning debris, rather than bushfire flames.

Spotting from ember attack has been known to occur up to 40 kilometres away from the main fire front, but most spotting (around 80 per cent) occurs within 100 metres of burning vegetation.

Learn about Bushfire Resilient Building Guidance for Queensland Homes at:

<https://www.qra.qld.gov.au/resilient-homes>

Prepare your home, property and family now and have your Bushfire Survival Plan in place before bushfire strikes. Learn more at:

<https://www.qfes.qld.gov.au/bushfires>

#BushfireMyths #GetReadyQueensland



Filename: BushfireMyths - But I thought buildings not directly near the bushfires would be safe

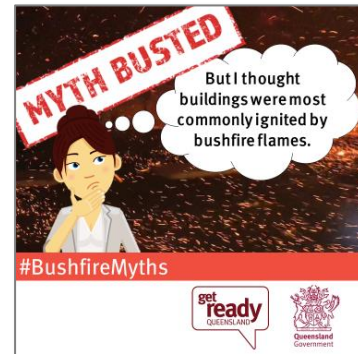
Myth busted! – “But I thought houses were most commonly ignited by bushfire flames.”

Embers can travel hundreds of metres from their source. The majority of houses are lost due to embers lighting fine fuels, which then ignite nearby structures or combustible elements.

Learn about Bushfire Resilient Building Guidance for Queensland Homes at:
<https://www.qra.qld.gov.au/resilient-homes>

Prepare your home, property and family now and have your Bushfire Survival Plan in place before bushfire strikes. Learn more at:
<https://www.qfes.qld.gov.au/bushfires>

#BushfireMyths #GetReadyQueensland



Filename: BushfireMyths - But I thought buildings were most commonly ignited by bushfire flames

Myth busted! – “But I thought that embers only arrive from the direction of the prevailing wind.”

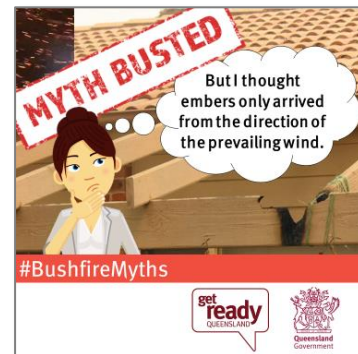
Embers are wind driven. However, the wind direction experienced at ground level and out in the open is not a reliable indication of all possible wind directions an ember may experience.

Wind strength and direction can change at any moment, and is influenced in complex ways by the terrain, vegetation and buildings. Additionally, higher altitude winds can also affect where embers travel, with the wind sometimes moving in different directions at different altitudes. Multiple wind direction changes can be experienced during bushfire events, including moving in the opposite direction from the prevailing wind.

Learn about Bushfire Resilient Building Guidance for Queensland Homes at:
<https://www.qra.qld.gov.au/resilient-homes>

Prepare your home, property and family now and have your Bushfire Survival Plan in place before bushfire strikes. Learn more at:
<https://www.qfes.qld.gov.au/bushfires>

#BushfireMyths #GetReadyQueensland



Filename: BushfireMyths - But I thought embers only arrived from the direction of the prevailing wind

Myth busted! – “But I thought leaves were the main source of embers.”

Leaves and other fine fuels, such as grass clippings and seed pods, can produce embers, but tree bark is by far the most common source.

Learn about Bushfire Resilient Building Guidance for Queensland Homes at:
<https://www.qra.qld.gov.au/resilient-homes>

Prepare your home, property and family now and have your Bushfire Survival Plan in place before bushfire strikes. Learn more at:
<https://www.qfes.qld.gov.au/bushfires>

#BushfireMyths #GetReadyQueensland



Filename: BushfireMyths - But I thought leaves were the main source of embers

Myth busted! – “But I thought that canopy fires started when trees self-combust from internally stored heat.”

Crown or canopy fires are usually ignited by flames reaching up into the canopy. These flames are produced by fine fuels on the ground, which then spread fire up into the canopy via a ladder of fine fuels, such as nearby shrubs. This crown fire can then spread as a running canopy fire (between trees) but only when there is a high amount of both surface and elevated fuels.

The presence of surface fuel is essential for the spread of a canopy fire, as the fire will not spread if there are insufficient surface fuels to project flame into the crown. Crown fires in eucalypt forests are nearly always associated with an uphill (upslope) run of fire or fire runs driven by very strong winds.

Learn about Bushfire Resilient Building Guidance for Queensland Homes at:

<https://www.qra.qld.gov.au/resilient-homes>

Prepare your home, property and family now and have your Bushfire Survival Plan in place before bushfire strikes. Learn more at:

<https://www.qfes.qld.gov.au/bushfires>

#BushfireMyths #GetReadyQueensland



Filename: BushfireMyths - But I thought canopy fires started when trees self-combust from internally stored heat

Myth busted! – “But I thought that Australia’s bushfires are so severe there is absolutely nothing we can do about them.”

This is false. Both buildings and their surrounding landscapes can be designed and managed in a way that improves their bushfire resilience. This can greatly improve the chances of people and buildings surviving a bushfire.

Learn about Bushfire Resilient Building Guidance for Queensland Homes at:

<https://www.qra.qld.gov.au/resilient-homes>

Prepare your home, property and family now and have your Bushfire Survival Plan in place before bushfire strikes. Learn more at:

<https://www.qfes.qld.gov.au/bushfires>

#BushfireMyths #GetReadyQueensland



Filename: BushfireMyths - But I thought that Australia's bushfires are so severe there is absolutely nothing we can do about them

Topic: Bushfire Prepare

Aim: To increase understanding of Queenslanders about how to prepare for bushfire season, and where to find reliable information. Messaging generally links to the Queensland Fire and Emergency Services website, and also to the Get Ready Queensland website where appropriate.

There is also messaging aimed to increase the understanding of Queenslanders about building and contents insurance, and where to find reliable information about insurance. Messaging links to the Insurance Council of Australia website, and also to the Get Ready Queensland website, with reference to the Australian Financial Complaints Authority where appropriate.

Hashtag: #BushfirePrepare #GetReadyQueensland

Message

Make your Bushfire Survival Plan

Bushfire can take everything. It's important your property is well prepared, and your household. Would you leave early or stay and defend? Learn about what to do, when and why Make plans so everyone knows what to do.

Create your Bushfire Survival Plan on the Queensland Fire and Emergency Services (QFES) website at:
<https://bushfire-survival-plan.qfes.qld.gov.au/>

- Would you leave early or stay and defend?
- Learn about what to do, when and why
- Make plans so everyone knows what to do
- Print or download your completed plan

#BushfireSurvivalPlan #BushfirePrepare #GetReadyQueensland

Graphic and filename



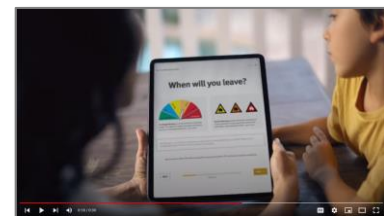
Filename: BushfirePrepare - Make your Bushfire Survival Plan

Make your Bushfire Survival Plan

Bushfire can take everything. Making a Bushfire Survival Plan with your family, so everyone knows what to do, can help your chances of saving what's most important to you. What have you got to lose? Make your plan at:

www.qld.gov.au/bushfires

#BushfireSurvivalPlan #BushfirePrepare #GetReadyQueensland



Video (30 seconds)
Title Make Your Bushfire Survival Plan
Share from QFES YouTube channel:
<https://youtu.be/zEZE1rNVOoQ>

Make your Bushfire Survival Plan

Bushfire can take everything. Making a Bushfire Survival Plan with your family, so everyone knows what to do, can help your chances of saving what's most important to you. What have you got to lose? Make your plan at:

www.qld.gov.au/bushfires

#BushfireSurvivalPlan #BushfirePrepare #GetReadyQueensland



Video (15 seconds)
Title Make Your Bushfire Survival Plan 15 secs V1
Share from QFES YouTube channel:
https://youtu.be/VNYOkM_nc7M

Make your Bushfire Survival Plan

Bushfire can take everything. Making a Bushfire Survival Plan with your family, so everyone knows what to do, can help your chances of saving what's most important to you. What have you got to lose?

Make your plan at:

www.qld.gov.au/bushfires

#BushfireSurvivalPlan #BushfirePrepare #GetReadyQueensland



Video (15 seconds)
Title: Make Your Bushfire Survival Plan 15 secs V2
Share from QFES YouTube channel:
<https://youtu.be/qujTLWP5tg>

Make your Bushfire Survival Plan

Bushfire can take everything. Making a Bushfire Survival Plan with your family, so everyone knows what to do, can help your chances of saving what's most important to you. What have you got to lose?

Make your plan at:

www.qld.gov.au/bushfires

#BushfireSurvivalPlan #BushfirePrepare #GetReadyQueensland



Video (6 seconds)
Title: Make Your Bushfire Survival Plan 6 secs V2
Share from QFES YouTube channel:
<https://youtu.be/JBOPf1doAgs>

Make your Bushfire Survival Plan

Bushfire can take everything. Making a Bushfire Survival Plan with your family, so everyone knows what to do, can help your chances of saving what's most important to you. What have you got to lose?

Make your plan at:

www.qld.gov.au/bushfires

#BushfireSurvivalPlan #BushfirePrepare #GetReadyQueensland



Video (6 seconds)
Title: Make Your Bushfire Survival Plan 6 secs V1
Share from QFES YouTube channel:
<https://youtu.be/cuiqe1khmsQ>

What is your Bushfire Survival Plan?

Will you stay? Defending your home from a bushfire could be one of the most traumatic experiences of your life.

- Do you have a Bushfire Emergency Kit to help you stay and defend your property?
- Do you have well-maintained resources and equipment and do you know how to use them?
- Have you prepared your property to withstand the impact of bushfire?

Make your Bushfire Survival Plan on the Queensland Fire and Emergency Services (QFES) website at:

www.qld.gov.au/bushfires

If you decide to stay at your home during a fire, you need to be well prepared. Find advice on how to prepare at:

<https://www.qfes.qld.gov.au/prepare/bushfire/will-you-stay>

Learn about:

- What to expect
- Your decisions
- Bushfire Emergency Kit



Filename: BushfirePrepare – What is your Bushfire Survival Plan

- Before the fire front arrives
- As the fire front arrives
- As the fire front passes
- Contingency plans
- Tune in to warnings.

#BushfireSurvivalPlan #BushfirePrepare #GetReadyQueensland

Bushfire Evacuation Kit

If you plan to leave early, then you must leave your home well before a bushfire threatens and travelling by road becomes hazardous.

You will need a Bushfire Evacuation Kit to ensure you and your family have important items and equipment required to relocate for the time needed.

Find out more about bushfire safety and what to pack in your Bushfire Evacuation Kit at:
<https://www.qfes.qld.gov.au/prepare/bushfire/will-you-leave-early>

#BushfirePrepare #GetReadyQueensland



Filename: BushfirePrepare - Bushfire Evacuation Kit

Have you got the right level of building and contents insurance cover?

Some Queenslanders have been left with major unexpected expenses following recent bushfires due to underinsurance. Now's the time to check your insurance and make sure you're covered for the upcoming bushfire season.

You can avoid being underinsured with these 4 steps:

- take an inventory of your contents
- check the replacement cost of your home
- use both a building and a contents calculator to help you determine the replacement costs of your home and your belongings
- talk to your insurer.

Find out more at:
<https://www.getready.qld.gov.au/news/3-ways-check-youre-insured-bushfires>

A survey conducted for the Insurance Council of Australia (ICA) suggests 83 per cent of households believe they may be underinsured.

Underinsurance and non-insurance severely impede the speed and ability of communities to recover after a disaster event.

Find out more about insurance at:
<https://understandinsurance.com.au/do-you-have-enough-insurance> and
<https://insurancecouncil.com.au/consumers/help-in-disasters/>

Use the ICA contents and building calculators at:
<https://insurancecouncil.com.au/consumers/calculators/>

Get Ready Queensland has 9 questions to ask your insurer to make sure you're covered at:
<https://www.getready.qld.gov.au/news/9-questions-ask-your-insurer-guide-making-sure-youre-covered>



Filename: BushfirePrepare - Have you got the right level of building and contents insurance cover

#BushfirePrepare #GetReadyQueensland #Insurance

Insurance checklist and bushfires

Most household insurance policies include cover for bushfires. Australia has a highly competitive general insurance market, which means you can shop around and find an insurance policy that best suits your individual circumstances.

The Insurance Council of Australia recommends that before each bushfire season you should:

- Make sure you have enough insurance cover to avoid severe financial loss if your home or contents are destroyed by bushfire.
- If you are concerned about the potential total loss of your property, speak to a reputable builder and get a quote for the cost of a complete rebuild. Once you have this, speak to your insurer and make sure your sum insured covers this cost.
- Reassess the value of your home and contents, vehicles and any outbuildings you have on your property, and the level of cover you need to financially protect them.
- Conduct a household contents inventory to make sure your belongings are adequately protected and ensure the cover matches the value of these belongings.
- Make sure you understand what cover you have, as well as any exclusions or limits that may be a part of your insurance policy. It is important to be aware of these exclusions and to query your insurer about any part of a policy you do not understand.

Find out more about insurance at:

<https://understandinsurance.com.au/do-you-have-enough-insurance>

and

<https://insurancecouncil.com.au/consumers/help-in-disasters/>

Use the ICA contents and building calculators at:

<https://insurancecouncil.com.au/consumers/calculators/>

Get Ready Queensland has 9 questions to ask your insurer to make sure you're covered at:

<https://www.getready.qld.gov.au/news/9-questions-ask-your-insurer-guide-making-sure-youre-covered>

#BushfirePrepare #GetReadyQueensland #Insurance



Filename: BushfirePrepare - Insurance checklist and bushfires

Confused about home and contents insurance? Tips to get ready for bushfire season.

Most household insurance policies include cover for bushfires. Australia has a highly competitive general insurance market, which means you can shop around and find an insurance policy that best suits your individual circumstances.

The Insurance Council of Australia explains there are some insurance terms, exclusions and conditions to be aware of in household insurance policies. These include:

- embargoes or no coverage for a set time at the start of a policy
- no cover for loss or damage where no flame damage has occurred, such as scorching, melting, heat, smoke, ash or soot
- coverage for a burning building within a specified distance of your home
- loss mitigation clauses, such as taking all reasonable precautions: for the safety and protection of your building



Filename: BushfirePrepare - Confused about home and contents insurance - Tips to get ready for bushfire season

and the site; to prevent injury or damage to your building or property; and to ensure compliance with all statutory obligations, bylaws or regulations imposed by any public authority relating to the safety of persons or property.

Find out more about insurance at:

<https://understandinsurance.com.au/do-you-have-enough-insurance>

and

<https://insurancecouncil.com.au/consumers/help-in-disasters/>

Use the ICA contents and building calculators at:

<https://insurancecouncil.com.au/consumers/calculators/>

Get Ready Queensland has 9 questions to ask your insurer to make sure you're covered at:

<https://www.getready.qld.gov.au/news/9-questions-ask-your-insurer-guide-making-sure-youre-covered>

#BushfirePrepare #GetReadyQueensland #Insurance

Disaster preparedness for people with disability

People with disability are twice as likely to be injured or be socially isolated during a disaster. If you are, know, or care for someone living with disability, there are a few simple steps you can take now to reduce the impact of severe weather and disasters. To find out more visit the Get Ready Queensland website at:

<https://www.getready.qld.gov.au/disaster-preparedness-people-disability>

To help reduce the impact of disasters on people with vulnerabilities or people who may become vulnerable, Community Recovery have also developed People with vulnerabilities in disasters: A framework for an effective local response (PDF), and toolkit (PDF) in collaboration with key partners, to contribute to building resilient communities. Find out more at:

<https://www.qld.gov.au/community/disasters-emergencies/disasters/supporting-vulnerable-people>

Learn about the Disability Inclusive Disaster Risk Reduction Framework and Toolkit that aims to ensure Queensland is inclusive of the needs of people with disabilities before, during and after disaster at:

<https://collaborating4inclusion.org/>

For further information call the Queenslanders with Disability Network (QDN) on 1300 363 783 or visit the QDN website at:

<https://qdn.org.au/>

#BushfirePrepare #GetReadyQueensland



Filename: BushfirePrepare - Disaster preparedness for people with disability

Are you prepared for bushfire season?

An unprepared property is not only at risk itself, but may also present an increased danger for neighbours.

Queensland Fire and Emergency Services (QFES) provides tips to help prepare your property structure, access, and vegetation, as well as personal protection tips at:

<https://www.qfes.qld.gov.au/prepare/bushfire/prepare-for-bushfire-season>

#BushfirePrepare #GetReadyQueensland



Filename: BushfirePrepare - Are you prepared for bushfire season

Is your home ready for bushfire season?

An unprepared property is not only at risk itself, but may also present an increased danger for neighbours. Here are some things you can do:

- Clear leaves, twigs, bark and other debris from the roof and gutters.
- Purchase and test the effectiveness of gutter plugs.
- Enclose open areas under decks and floors.
- Install fine steel wire mesh screens on all windows, doors, vents and weep holes.
- Point LPG cylinder relief valves away from the house.
- Conduct maintenance checks on pumps, generators and water systems.
- Seal all gaps in external roof and wall cladding.

Find disaster preparedness advice at:

<https://www.getready.qld.gov.au/>

and

<https://www.qfes.qld.gov.au/prepare/bushfire/prepare-for-bushfire-season>

Learn about Bushfire Resilient Building Guidance for Queensland Homes at:

<https://www.qra.qld.gov.au/resilient-homes>

#BushfirePrepare #GetReadyQueensland



Filename: BushfirePrepare - Is your home ready for bushfire season

Is your garden ready for bushfire season?

An unprepared property is not only at risk itself, but may also present an increased danger for neighbours. Here are some things you can do:

- Reduce vegetation loads along the access path.
- Mow your grass regularly.
- Remove excess ground fuels and combustible material (long dry grass, dead leaves and branches).
- Trim low-lying branches two metres from the ground surrounding your home.

For disaster preparedness advice visit:

<https://www.getready.qld.gov.au/>

and

<https://www.qfes.qld.gov.au/prepare/bushfire/prepare-for-bushfire-season>

Read the Bushfire Resilient Building Guidance for Queensland Homes at:

<https://www.qra.qld.gov.au/resilient-homes>

#BushfirePrepare #GetReadyQueensland



Filename: BushfirePrepare - Is your garden ready for bushfire season

Plan to protect your pets

Bushfire can take everything. Pets and livestock are important considerations in your Bushfire Survival Plan. Do you have a Leaving Plan, a Staying Plan and a Contingency Plan?

Find out how to create your Bushfire Survival Plan at:
<https://www.qfes.qld.gov.au/prepare/bushfire/create-your-bushfire-survival-plan>.

Learn how to prepare your pet emergency kit and evacuation plan at:
<https://www.getready.qld.gov.au/pets>

#BushfirePrepare #GetReadyQueensland



Filename: BushfirePrepare - Plan to protect your pets

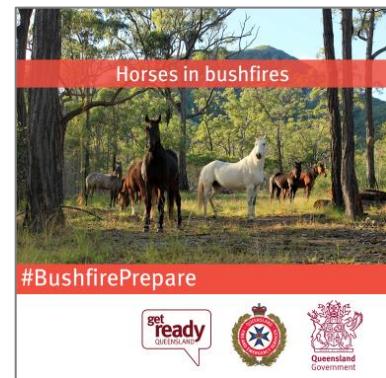
Horses in bushfires

It is essential that all horse owners and carers are familiar with how to care for your horses during emergency situations, including bushfires. Learn how to make your paddocks safer, prepare your horses and develop a plan to protect them.

Find out more about how to care for horses before, during and after bushfires at:
<https://www.qfes.qld.gov.au/prepare/bushfire/horses-in-bushfire>

Learn how to prepare your homes, property and family and have your Bushfire Survival Plan in place before bushfire strikes at:
<https://www.qfes.qld.gov.au/bushfires>.

#BushfirePrepare #GetReadyQueensland



Filename: BushfirePrepare - Horses in bushfires

Bushfire mitigation in Queensland

'The Burning Question' is a short documentary video that tells the story of bushfire mitigation in Queensland. Outlining the science, the challenges, and the changing world of bushfire mitigation.

The Burning Question calls on experts from Queensland Fire and Emergency Services, the Bureau of Meteorology, Department of Natural Resources, Mines and Energy, Queensland Parks and Wildlife Service, the Carpentaria Land Council Aboriginal Corporation and the Inspector General of Emergency Management to explain the practices and strategies of bushfire mitigation in Queensland, weather and climate factors that govern the implementation of bushfire mitigation methods, traditional and emerging burning practices and what Queenslanders can do to combat bushfire risk on their own land.

Watch the video (13 minutes 45 seconds) at:
<https://www.qfes.qld.gov.au/planning-and-compliance/bushfire-planning>

#BushfirePrepare #GetReadyQueensland #TheBurningQuestion



Filename: BushfirePrepare - Bushfire mitigation in Queensland

Free online game to challenge Queensland kids to get ready for disasters

Looking for something to keep the kids occupied? Get Ready Queensland has a free interactive online game which challenges Queensland kids to prepare for future disasters and severe weather.

Queenslanders are no stranger to the devastating impact of disasters and being prepared is just part of life in the Sunshine State.

That's why it's important even our youngest Queenslanders understand their risks and what they need to do to reduce the impact of future disasters.

The Get Ready Queensland Challenge aims to engage and empower children to be part of their household's emergency planning through undertaking a range of virtual disaster preparedness challenges like identifying risks, looking out for neighbours, removing hazards, and packing emergency kits.

There are nine levels in the Get Ready Queensland Challenge which have been designed to instil important knowledge for participants to implement in their own home and community.

Take the Get Ready Queensland Challenge at:
<https://www.getready.qld.gov.au/game>

#BushfirePrepare #GetReadyQueensland



Filename: BushfirePrepare - Free online game to challenge Queensland kids to get ready for disasters

Topic: Bushfire Recovery

Aim: Advice for Queenslanders about bushfire recovery topics, and where to find reliable information about bushfire insurance. Messaging links to existing Queensland Government web pages.

Hashtag: #BushfireRecovery

Message

Graphic and filename

Disasters and alerts: stay up-to-date

Stay informed and find links to all the latest information on disasters and alerts, emergency updates, weather warnings, traffic updates and alerts, at:

<https://www.qld.gov.au/alerts>

This website includes social media updates from Queensland Police, Queensland Fire & Emergency Services, the Bureau of Meteorology, and Community Recovery.

For local alerts and disaster information check your local council's website or disaster dashboard.

Disaster recovery information is available at:

<https://www.qld.gov.au/disasterrecovery>

#BushfireRecovery #GetReadyQueensland #CommunityRecovery



Filename: BushfireRecovery - Disasters and alerts stay up-to-date

Community Recovery hub locations

Find a Community Recovery hub available to people in disaster activated areas in Queensland at:

<https://www.qld.gov.au/community/disasters-emergencies/disasters/resources-translations/find-hub>

Disaster recovery information is available at:

<https://www.qld.gov.au/disasterrecovery>

For more information phone the Community Recovery Hotline on 1800 173 349.

#BushfireRecovery #GetReadyQueensland #CommunityRecovery



Filename: BushfireRecovery - Community Recovery Hub locations

Self Recovery App after a bushfire

Community recovery information is just a click away. The free Self Recovery App provides access to vital information about disasters and emergencies in Queensland.

The app features vital tips for preparing for disasters and cleaning up after them, including:

- insurance information
- personal and family support
- business support
- how to volunteer
- how to donate goods and services
- how to make a financial contribution.

To download the Self Recovery App, visit the Apple or Android stores.

Find out more at:



Filename: BushfireRecovery - Self Recovery App

<https://www.qld.gov.au/community/disasters-emergencies/recovery-afterdisaster/self-recovery-app>

Disaster recovery information is available at:
<https://www.qld.gov.au/disasterrecovery>

#BushfireRecovery #GetReadyQueensland #CommunityRecovery

Financial assistance after a bushfire

Find out about financial assistance available for people in activated disaster areas at:

<https://www.qld.gov.au/community/disasters-emergencies/disasters/money-finance>

Disaster recovery information is available at:
<https://www.qld.gov.au/disasterrecovery>

#BushfireRecovery #GetReadyQueensland #Community Recovery



Filename: BushfireRecovery - Financial assistance after bushfire


Bushfire and financial help

If you are not insured, underinsured, or have no specific insurance coverage for this type of event, you may still be eligible for a grant to help you repair damage caused by the disaster. Find out about financial assistance available for people in activated disaster areas at:

<https://www.qld.gov.au/community/disasters-emergencies/recovery-after-disaster/financialassistance>

Disaster recovery information is available at:
<https://www.qld.gov.au/disasterrecovery>

#BushfireRecovery #GetReadyQueensland #Community Recovery



Filename: BushfireRecovery - Bushfire and financial help

Translated fact sheets about financial assistance grants after a bushfire

Translated fact sheets provide information about the different types of financial assistance grants that may be available to you should a disaster occur.

Find out more at:

<https://www.qld.gov.au/community/disasters-emergencies/disaster-recoveryinformation-languages/translated-factsheets-financial-assistance>

Topics covered include:

- Community recovery support and financial assistance information
- Emergency hardship assistance
- Essential services hardship assistance grant
- Essential household contents grant
- Structural assistance grant
- Essential services safety and reconnection grant.

Disaster recovery information is available at:
<https://www.qld.gov.au/disasterrecovery>



Filename: BushfireRecovery - Translated fact sheets - Financial assistance grants after a bushfire

#BushfireRecovery #GetReadyQueensland #CommunityRecovery

Insurance steps after a bushfire

If you have evacuated, you should not return home until you are advised it is safe to do so. You should contact your insurance company as soon as possible to seek advice about the claims process.

The Insurance Council of Australia is the representative body for the general insurance industry of Australia, and provides insurance advice on what to do after a bushfire at:

<https://insurancecouncil.com.au/articles/what-to-do-in-the-event-of-a-bushfire/>

and

<https://insurancecouncil.com.au/consumers/help-in-disasters/>

#BushfireRecovery #Insurance #GetReadyQueensland



Filename: BushfireRecovery – Insurance steps after a bushfire

Making a bushfire related insurance claim

If you have evacuated, you should not return home until you are advised it is safe to do so. The Insurance Council of Australia recommends you contact your insurance company as soon as possible to seek advice about the claims process:

- Speak to your insurer before you attempt or authorise any building work, including emergency repairs, and ask for the insurer's permission in writing. Unauthorised work may not be covered by your policy.
- If your home is unsafe, notify your local authorities and check with your insurance company whether you can claim temporary housing expenses.
- You can remove and discard any damaged goods that pose a health risk, such as carpets or soft furnishings, but take photos and keep samples of materials and fabrics to show the assessor.
- Keep any items that could be repaired and if in doubt speak to your insurer.
- Do not be concerned if insurance documents are not readily at hand. Insurers keep records electronically and require only your name and address in order to find a policy.
- If you are in urgent financial need you can ask your insurer to fast track your claim and make an advance payment within five business days of you demonstrating your urgent financial need. Any advance payment may be deducted from the total value of your claim.
- If your claim has been finalised within one month of the disaster, your insurer must give you six months from the finalisation date to ask for a review of your claim (for instance, if you think the insurer has not accurately assessed your loss), even if you have signed a release.

The Insurance Council of Australia is the representative body for the general insurance industry of Australia, and provides insurance advice on what to do after a bushfire at:

<https://insurancecouncil.com.au/articles/what-to-do-in-the-event-of-a-bushfire/>

and

<https://insurancecouncil.com.au/consumers/help-in-disasters/>

#BushfireRecovery #Insurance #GetReadyQueensland



Filename: BushfireRecovery - Making a bushfire related insurance claim

Making a bushfire related insurance complaint

If you're unhappy with the processing or outcome of your insurance claim you should make a formal complaint to your insurer. If you're unhappy with the outcome of your complaint to your insurer then you can lodge a dispute with the Australian Financial Complaints Authority (AFCA). The AFCA will offer free dispute resolution services. If both parties can't come to an agreement through this process they may then investigate the complaint and make a decision.

Find out more at:

<https://www.qld.gov.au/community/disasters-emergencies/recovery-after-disaster/insurance>

Advice from the Insurance Council of Australia (ICA):

<https://insurancecouncil.com.au/consumers/help-in-disasters/>

Advice from ACFA:

<https://www.afca.org.au/make-a-complaint/insurance/>

#BushfireRecovery #Insurance #GetReadyQueensland



Filename: BushfireRecovery - Making a bushfire related insurance complaint

Managing stress after a bushfire

Learn how to recognise common reactions to a disaster, how to take care of yourself and overcome stress, and find out who to contact for help.

Find out more about stress after a bushfire at:

<https://www.qld.gov.au/community/disasteremergencies/recovery-after-disaster/support/managing-stress>

Disaster recovery information is available at:

<https://www.qld.gov.au/disasterrecovery>

#BushfireRecovery #GetReadyQueensland #CommunityRecovery



Filename: BushfireRecovery - Managing stress after a bushfire

Family relationships after a bushfire

Learn how to recognise common reactions to a disaster, how to take care of yourself and overcome stress, and find out who to contact for help.

Find out more at:

<https://www.qld.gov.au/community/disasteremergencies/recovery-after-disaster/support/managing-stress>

Disaster recovery information is available at:

<https://www.qld.gov.au/disasterrecovery>

#BushfireRecovery #GetReadyQueensland #CommunityRecovery



Filename: BushfireRecovery - Family relationships after a bushfire

Support groups after a bushfire

Find out about government organisations and not-for-profit organisations providing post-disaster emotional support, and other help to the community at:

<https://www.qld.gov.au/emergency/community/support-group>

Crisis and support hotlines that provide support to people affected by disaster:

<https://www.qld.gov.au/emergency/dealing-disasters/crisis-support-hotlines>

Disaster recovery information is available at:

<https://www.qld.gov.au/disasterrecovery>

#BushfireRecovery #GetReadyQueensland #CommunityRecovery #SmallBusinessDisasterHub



Filename: BushfireRecovery - Support groups after bushfire

Small business disaster hub

Prevent, prepare, respond and recover when disaster strikes. The Small business disaster hub app has resources to prevent, prepare, respond, recover and communicate so you can get back to business sooner when disaster hits. The app allows you to access disaster information for your business when the internet is down, and get notified when disaster grants open.

Find helpful information and support for small businesses and primary producers recovering after a natural disaster at:

<https://www.business.qld.gov.au/running-business/protecting-business/disaster-resilience>

and find information about the Small business disaster hub at:

<https://www.business.qld.gov.au/running-business/protecting-business/disaster-resilience/disaster-hub>

#BushfireRecovery #GetReadyQueensland #CommunityRecovery



Filename: BushfireRecovery - Support groups after bushfire

Rural disaster support and recovery after a bushfire

Information for primary producers about recovering after a disaster is available at:

<https://www.qld.gov.au/community/disasters-emergencies/recovery-after-disaster/support>

and <https://www.business.qld.gov.au/industries/farms-fishing-forestry/agriculture/rural-disasterrecovery>

Primary producers, small business owners and not-for-profits directly affected during eligible disaster events could be eligible for a low interest loan or grant. Find out more on the Queensland Rural Industry Development Authority (QRIDA) website at:

<http://www.qrida.qld.gov.au>

Disaster recovery information is available at:

<https://www.qld.gov.au/disasterrecovery>

#BushfireRecovery #GetReadyQueensland #CommunityRecovery



Filename: BushfireRecovery - Rural disaster support and recovery after a bushfire

Primary producer support services after a bushfire

If your farm has been affected by a natural disaster, you may be eligible for support for primary producers.

Find information and financial services available to primary producers affected by natural disasters or emergencies on the Department of Agriculture and Fisheries (DAF) website at: <https://www.daf.qld.gov.au/business-priorities/agriculture/disaster-recovery/natural-disaster>

Primary producers directly affected during eligible disaster events could be eligible for a low interest loan or grant. Find out more on the Queensland Rural Industry Development Authority (QRIDA) website at: <https://www.qrida.qld.gov.au/primary-producers>

You can find advice and information about disaster recovery for rural businesses at: <https://www.business.qld.gov.au/industries/farms-fishing-forestry/agriculture/rural-disaster-recovery>

Disaster recovery information is available at: <https://www.qld.gov.au/disasterrecovery>

#BushfireRecovery #GetReadyQueensland #CommunityRecovery



Filename: BushfireRecovery - Primary producer support services after a bushfire

Regional community support services after a bushfire

During and after a disaster you may need practical assistance or community support to assist you and your family. Regional community support services can provide information and contact details for key community services available in your area, listed by region at: <https://www.qld.gov.au/community/disasters-emergencies/disasters/resources-translations/regional-support-brochures>

Fact sheets about the different types of financial assistance grants that may be available to you should a disaster occur are available at: <https://www.qld.gov.au/community/disastersemergencies/disaster-recovery-information-languages/translated-factsheets-financialassistance>.

Translated facts sheets are also available. Disaster recovery information is available at: <https://www.qld.gov.au/disasterrecovery>

#BushfireRecovery #GetReadyQueensland #Community Recovery



Filename: BushfireRecovery - Regional community support services after a bushfire

Housing help after a bushfire

Find out what help is available if you've had to leave your home after a disaster, including finding temporary accommodation, applying for financial assistance, repairing your home, and help with housing at: <https://www.qld.gov.au/housing/emergency-temporaryaccommodation/housing-help-after-disaster>

Disaster recovery information is available at: <https://www.qld.gov.au/disasterrecovery>

#BushfireRecovery #GetReadyQueensland #CommunityRecovery



Filename: BushfireRecovery - Housing help after a bushfire

Volunteering for disaster recovery

Information about volunteering for disaster recovery, including volunteering with the SES, Rural Fire Service and Australian Volunteer Coast Guard:
<https://www.qld.gov.au/emergency/volunteering-jobs/volunteer>

If you are interested in volunteering your time to assist communities affected by a disaster, you can register or update your details at Emergency Volunteering at:
<https://www.emergencyvolunteering.com.au/qld>
or by calling Volunteering Queensland on the free phone number 1800 994 100.

Find tips for volunteers helping after a disaster at
<https://www.qld.gov.au/emergency/volunteering-jobs/volunteer/tips-volunteers>

Volunteering Queensland offers advice about building local capability to manage spontaneous disaster volunteers at:
<https://volunteeringqld.org.au/services/building-local-capability-to-manage-spontaneous-volunteers>

Disaster recovery information is available at:
<https://www.qld.gov.au/disasterrecovery>

#BushfireRecovery #GetReadyQueensland #CommunityRecovery

Bushfire recovery – How can I help?

Donate time, goods and services, volunteer, or make a financial contribution to assist recovery following a disaster or emergency event. Find out how you can help at:
<https://www.qld.gov.au/emergency/emergencies-services/help-disaster>

Disaster recovery information is available at:
<https://www.qld.gov.au/disasterrecovery>

#BushfireRecovery #GetReadyQueensland #CommunityRecovery



Filename: BushfireRecovery - Volunteering for disaster recovery



Filename: BushfireRecovery - How can I help

Returning home after a bushfire

For people impacted by the bushfires it's important to stay healthy as you return home. Learn more about how to stay safe and healthy in the immediate aftermath of a bushfire at:
<https://www.qld.gov.au/health/staying-healthy/environmental/after-a-disaster/bushfires>

#BushfireRecovery #GetReadyQueensland

Image: Bushfires, Peregian, Queensland, 2019.



Filename: BushfireRecovery - Returning home after a bushfire

Ash from copper chrome arsenate (CCA) treated timber

For people impacted by the bushfires it's important to stay healthy as you return home. Copper chrome arsenate (CCA) is a wood preservative that is fixed into timber and used to protect wood from rotting, fungi and insects, and to resist leaching. Bushfire affected CCA-treated timber ash can have health consequences and should be collected and taken to landfill for disposal. Find out more about personal protection when collecting ash from CCA treated timber at:

<https://www.qld.gov.au/health/staying-healthy/environmental/after-a-disaster/bushfires/ash-from-copper-chrome-arsenate>

Learn more about how to stay safe and healthy in the immediate aftermath of a bushfire at:

<https://www.qld.gov.au/health/staying-healthy/environmental/after-a-disaster/bushfires>

#BushfireRecovery #GetReadyQueensland

Image: Wooden poles treated with (CCA) preservative containing copper, chromium and arsenic.



Filename: BushfireRecovery - Ash from copper chrome arsenate (CCA timber)

Air quality, bushfires and dust storms

The immediate impacts of bushfires and dust storms can include: decrease in air quality; health problems due to inhalation of fine particles—this can worsen respiratory and cardiovascular disease particularly in children, the elderly and those with pre-existing medical conditions; reduction in visibility; disruption to transport and residues on surfaces.

Find out more about air quality, bushfires and dust storms at:

<https://www.qld.gov.au/environment/pollution/monitoring/air/air-pollution/bushfires>

Find out about bushfire smoke and your health at:

<https://www.qld.gov.au/health/staying-healthy/environmental/after-a-disaster/bushfires/bushfire-smoke-and-your-health>

Find out about airborne dust and health effects at:

<https://www.qld.gov.au/health/staying-healthy/environmental/after-a-disaster/bushfires/airborne-dust-and-health-effects>

#BushfireRecovery #DustStorm #GetReadyQueensland

Image: Dust storm at St George, Queensland, 11 January 2020.



Filename: BushfireRecovery - Air quality, bushfires and dust storms

Bushfire smoke and your health

For people impacted by the bushfires it's important to stay healthy as you return home. Bushfire smoke can reduce air quality in rural and urban areas and may affect people's health.

Find out more about bushfire smoke, how it can affect you and your family's health, and actions that you can take to avoid or reduce potential health effects at:

<https://www.qld.gov.au/health/staying-healthy/environmental/after-a-disaster/bushfires/bushfire-smoke-and-your-health>
and

<https://www.worksafe.qld.gov.au/safety-and-prevention/hazards/hazardous-exposures/bushfire-smoke>

#BushfireRecovery #GetReadyQueensland



Filename: BushfireRecovery - Bushfire smoke and your health

Bushfires and roof-harvested rainwater

For people impacted by the bushfires it's important to stay healthy as you return home. Many people in Queensland do not have access to town water supplies and may rely on roof-harvested rainwater as their sole supply of drinking water. Find out more about bushfires and roof-harvested rainwater, and maintaining the quality of water stored in rainwater tanks at:

<https://www.qld.gov.au/health/staying-healthy/environmental/after-a-disaster/bushfires/bushfires-and-roof-harvested-rainwater>

#BushfireRecovery #GetReadyQueensland



Filename: BushfireRecovery - Bushfires and roof-harvested rainwater

Bushfire fighting water additives and health

For people impacted by the bushfires it's important to stay healthy as you return home. Water additives are chemicals that slow the spread or intensity of a fire. They are dispersed by fire trucks and sometimes dropped from aircraft.

Find out more at:

<https://www.qld.gov.au/health/staying-healthy/environmental/after-a-disaster/bushfires/fire-retardants-and-health>

#BushfireRecovery #GetReadyQueensland



Filename: BushfireRecovery - Bushfire fighting water additives and health

Using alternative fuel and electricity generation safely during power outages

For people impacted by the bushfires it's important to stay healthy as you return home. When power outages occur people sometimes use alternative sources of fuel or electricity generation for cooking, lighting, heating or power. Portable generators can allow some normal activities to continue; however, it is important to use them carefully.

Find out more at:

<https://www.qld.gov.au/health/staying-healthy/environmental/after-a-disaster/bushfires/using-alternative-fuel-and-electricity-generation-safely>

#BushfireRecovery #GetReadyQueensland



Filename: BushfireRecovery - Using alternative fuel and electricity generation safety during power outages

Cleaning a smoke affected home after a bushfire

For people impacted by the bushfires it's important to stay healthy as you return home. If your home has been damaged by fire or smells of smoke from bushfires you can find cleaning advice at instructions at:

<https://www.qld.gov.au/health/staying-healthy/environmental/after-a-disaster/bushfires/cleaning-up-a-smoke-affected-home>

Find out more about returning home after a bushfire at:

<https://www.qld.gov.au/health/staying-healthy/environmental/after-a-disaster/bushfires>

#BushfireRecovery #GetReadyQueensland



Filename: BushfireRecovery - Cleaning a smoke affected home after a bushfire

Hazardous materials to be aware of after a bushfire

For people impacted by the bushfires it's important to stay healthy as you return home. Houses, sheds and other buildings or structures burnt in a bushfire can leave potential health hazards, including fallen objects, sharp objects, smouldering coals, damaged electrical wires, leaking gas and weakened walls.

Find out more at:

<https://www.qld.gov.au/health/staying-healthy/environmental/after-a-disaster/bushfires/returning-home-safely>

#BushfireRecovery #GetReadyQueensland



Filename: BushfireRecovery - Hazardous materials after a bushfire

Using your personal protective equipment after a fire

For people impacted by the bushfires it's important to stay healthy as you return home. People returning to properties affected by fire should wear Personal Protective Equipment. This equipment should include masks, disposable coveralls, sturdy footwear and sturdy gloves.

Find out more at:

<https://www.qld.gov.au/health/staying-healthy/environmental/after-a-disaster/bushfires/using-your-personal-protective-equipment>

#BushfireRecovery #GetReadyQueensland

Image: Wearing a P2 protection respiratory mask to reduce amount of breathing PM2.5 particles from bushfire smoke.



Filename: BushfireRecovery - Using your personal protective equipment after a bushfire

Asbestos hazards after a fire

For people impacted by the bushfires it's important to stay healthy as you return home. Information for residents and property owners affected by bushfires, aiming to help address concerns about asbestos fibres.

Find out more at:

<https://www.asbestos.qld.gov.au>

and

<https://www.qld.gov.au/health/staying-healthy/environmental/after-a-disaster/bushfires/asbestos-hazards>

Read the Queensland Building and Construction Commission (QBCC) fact sheet on asbestos removal at:

https://www.qbcc.qld.gov.au/sites/default/files/Fact_Sheet_Asbestos_removal.pdf

#BushfireRecovery #GetReadyQueensland



Filename: BushfireRecovery - Asbestos hazards after a fire

Helping children understand bushfires

This is a free online story of Birdie, a small bird who is forced to flee when a bushfire sweeps through her neighbourhood. It has colourful illustrations and a compassionate but truthful explanation of living through fire.

It is part of a series of books written with the support of mental health experts to support children to cope with natural disasters and other big life events. This book is available in many community languages, including English, Arabic, Hindi, Chinese and more.

The book has been developed by Children's Health Queensland and is available online at:

<https://www.childrens.health.qld.gov.au/chq/our-services/mental-health-services/qcpimh/natural-disaster-resources/storybooks/>

#BushfireRecovery #GetReadyQueensland



Filename: BushfireRecovery - Helping children understand bushfires

Talking to children about bushfires and recovery

Bushfires can be really scary, especially for young children. If you need help talking to your kids about what's going on around them, try reading Birdie and the Fire. It's a free online picture book designed to support the mental health and emotional wellbeing of young children, parents and families.

The book has been developed by Children's Health Queensland and is available online at:

<https://www.childrens.health.qld.gov.au/chq/our-services/mental-health-services/qcpimh/natural-disaster-resources/storybooks/>

#BushfireRecovery #GetReadyQueensland



Filename: BushfireRecovery - Helping children understand bushfires

Topic: Rebuilding After Bushfire

Aim: To increase the understanding of Queenslanders about rebuilding after bushfire, and where to find reliable information. Messaging links to the Queensland Building and Construction Commission (QBCC) website.

Hashtag: #RebuildingAfterBushfire

Message

Graphic filename

Rebuilding after a bushfire and insurance

Insurance plays a big role in the recovery work following a disaster, such as a bushfire. This Queensland Building and Construction Commission (QBCC) fact sheet provides useful information about things to consider concerning insurance cover for buildings in arranging building work.

Read the QBCC fact sheet about rebuilding and insurance at:
<https://qbcc.build/insurance-after-disaster>

Find out more about rebuilding after a natural disaster on the QBCC website at:
<https://qbcc.build/rebuild-after-disaster>

#RebuildingAfterBushfire #GetReadyQueensland



Filename: Bushfire - RebuildingAfterBushfire - Rebuilding after a bushfire and insurance

Queensland Building and Construction Commission (QBCC)

If you're building or renovating after a natural disaster, the Queensland Building and Construction Commission (QBCC) can help you.


The QBCC is the State's building and construction industry regulator and offers a range of services, including:

- a licensed contractor search to find local qualified tradespeople
- free contract template download to help you save on legal costs
- a dispute resolution service if there are contractual issues
- insurance under the Queensland Home Warranty Scheme
- guides and factsheets on building and renovating topics to help you become fully informed.

The QBCC has nine customer service centres across Queensland and you can contact the QBCC on 139 333.

Find out more at:
<https://www.qbcc.qld.gov.au>

#RebuildingAfterBushfire #GetReadyQueensland



Filename: Bushfire - RebuildingAfterBushfire - QBCC

Guide to building and renovating

The Home Owner's Guide to Building and Renovating, produced by the Queensland Building and Construction Commission (QBCC), will help you through the building and renovation process and provide tips to help avoid problems along the way.

Find out more at:
<https://qbcc.build/building-guide>

The QBCC has nine customer service centres across Queensland and you can contact the QBCC on 139 333.

Read the Bushfire Resilient Building Guidance for Queensland Homes at:
<https://www.qra.qld.gov.au/resilient-homes>

#RebuildingAfterBushfire #GetReadyQueensland #ResilientHomes



Filename: Bushfire - RebuildingAfterBushfire - Guide to building and renovating

Check your contractor is licensed

Find a local contractor or certifier by using the Queensland Building and Construction Commission's (QBCC) online search:
<https://qbcc.build/findcontractor>

Check to see if your contractor is licensed:
<http://qbcc.build/qbcclicencesearch>

If you think that work completed by your builder is defective, visit:
<http://qbcc.build/defectivework>

If you think a contractor is breaking the law, including unlicensed contracting or inappropriate behaviour, visit:
<http://qbcc.build/contractorcomplaints>

If you're a contractor wanting to apply for a QBCC licence visit:
<http://qbcc.build/licensingoverview>

#RebuildingAfterBushfire #GetReadyQueensland



Filename: Bushfire - RebuildingAfterBushfire - Check your contractor is licensed

Find licensed tradespeople for bushfire repairs

The Queensland Building and Construction Commission (QBCC) recommends that home owners use appropriately licensed tradespeople to repair damage to their homes during Queensland's bushfire season.

Unfortunately, tough times such as natural disasters can increase the presence of unlicensed contractors in disaster-damaged areas. We advise using caution when selecting a contractor for building repair work. Beware of random people who show up at your door offering to quote for or perform building work.

If you have insurance, check with your insurer first about how your repairs will be dealt with, even if you want the damage fixed urgently.

Always use the free online licence search on the Queensland Building and Construction Commission (QBCC) website to confirm if a person is appropriately licensed:
<http://qbcc.build/qbcclicencesearch>

Ensure building work is accompanied by a written contract, and don't be pressured into signing anything you don't fully understand.

Find a local contractor at:
<https://qbcc.build/findcontractor>



Filename: Bushfire - RebuildingAfterBushfire - Find licensed tradespeople for bushfire repairs

If you're not sure whether a contractor holds the appropriate licence for the work you require, contact the QBCC on 139 333.

#RebuildingAfterBushfire #GetReadyQueensland

Permit requirements for rebuilding after a natural disaster

To assist you during the difficult rebuilding phase, guidelines have been established which may assist you in obtaining necessary development permits for rebuilding your home.

These guidelines are intended to provide some simple solutions and give you an understanding of the requirements of the Building Act 1975 and Building Regulation 2021.

If you have any questions about the process, you should consult your building certifier and/or the planning division of your local authority.

Find out more at:

<https://qbcc.build/rebuild-after-disaster>

#RebuildingAfterBushfire #GetReadyQueensland



Filename: Bushfire - RebuildingAfterBushfire – Permit requirements

Topic: Bushfire Resilient Homes

Aim: To increase the understanding of Queenslanders about bushfire resilient homes, and where to find reliable information.

Messaging links to the Bushfire Resilient Building Guidance for Queensland Homes developed in partnership by the CSIRO and the Queensland Reconstruction Authority (QRA). The guidelines are published on the QRA website and were developed in collaboration with Queensland Fire and Emergency Services, Department of Housing and Public Works, Queensland Treasury, Local Government Association of Queensland, Queensland Building and Construction Commission, Livingstone Shire Council, Scenic Rim Regional Council, Queensland University of Technology (Dr Ian Weir), and James Davidson Architect.

Hashtag: #BushfireResilientHomes

Message

Bushfire resilient homes

Bushfire resilient design principles, construction, materials and landscaping measures using tailored, site-specific solutions are all covered in this handy, free non-mandatory guide. It's based on extensive research into the attack mechanisms of bushfires and the different ways that buildings and gardens may be vulnerable to these attacks.

Read the Bushfire Resilient Building Guidance for Queensland Homes at:

<https://www.qra.qld.gov.au/resilient-homes>

For disaster preparedness advice visit:

<https://www.getready.qld.gov.au/>

#BushfireResilientHomes #ResilientHomes
#GetReadyQueensland

Image: Bushfire resilient home (Source: Andrew Halsall).

Graphic and filename



Filename: BushfireResilientHomes - Bushfire resilient homes

Bushfire resilient homes and insurance

A bushfire resilient home will have an increased chance of surviving a bushfire. Consider discussing the measures you have taken (or propose to take) with your insurer and ask whether these measures may lower your insurance premiums. This handy, free non-mandatory guide provides information for homeowners and the building industry on how to develop more resilient housing in bushfire prone areas.

Read the Bushfire Resilient Building Guidance for Queensland Homes at:

<https://www.qra.qld.gov.au/resilient-homes>

For disaster preparedness advice visit:

<https://www.getready.qld.gov.au/>

#BushfireResilientHomes #ResilientHomes
#GetReadyQueensland

Image: Bushfire resilient home (Source: Ian Weir Architect).



Filename: BushfireResilientHomes - Bushfire resilient homes and insurance

Understanding bushfire risk in your home

Understanding bushfire behaviour is essential when it comes to planning, designing, building and surviving in a bushfire resilient home. Bushfire attacks can damage or destroy buildings in eight ways through direct attacks (ember, radiant heat, flame front or surface fire) or indirect attacks (debris accumulation, consequential fire, wind attack or tree strike). Learn more in this handy, free non-mandatory guide.

Read the Bushfire Resilient Building Guidance for Queensland Homes at:

<https://www.qra.qld.gov.au/resilient-homes>

For disaster preparedness advice visit:

<https://www.getready.qld.gov.au/>

#BushfireResilientHomes #ResilientHomes
#GetReadyQueensland



Filename: BushfireResilientHomes - Understanding bushfire risk in your home

Is your home vulnerable to bushfire?

A bushfire resilient home will have an increased chance of surviving a bushfire. This handy, free non-mandatory guide to bushfire resilient design outlines ways a home could ignite, and how various elements around a home could bring fire to the house.

Read the Bushfire Resilient Building Guidance for Queensland Homes at:

<https://www.qra.qld.gov.au/resilient-homes>

For disaster preparedness advice visit:

<https://www.getready.qld.gov.au/>

#BushfireResilientHomes #ResilientHomes
#GetReadyQueensland



Filename: BushfireResilientHomes - Is your home vulnerable to bushfire

Building in bushfire prone areas

Queensland has adopted the Australian Standard for the Construction of Buildings in Bushfire Prone Areas - AS3959 – 2009. AS3959 sets out the requirements for the construction of buildings in bushfire prone areas in order to improve their safety when they are subjected to burning debris, radiant heat or flame contact generated from a bushfire. Find out more about building in bushfire prone areas at:

<https://www.qfes.qld.gov.au/planning-and-compliance/bushfire-planning>

Check with your local council to determine if your property is in a “designated bushfire prone area”. A designated bushfire prone area is land declared by local governments, as likely to be subjected to bushfires.

Read the Bushfire Resilient Building Guidance for Queensland Homes at:

<https://www.qra.qld.gov.au/resilient-homes>

#BushfireResilientHomes #ResilientHomes
#GetReadyQueensland



Filename: BushfireResilientHomes - Building in bushfire prone areas

Bushfire resilient building materials

Bushfire resilient building materials are covered in this handy, free non-mandatory guide, including advantages and disadvantages of materials to reduce ignition from embers, radiant heat and flame, and resistance to damage by wind, and objects carried by the wind. The guide covers materials for: wall systems including insulation, framing and cladding; floor systems roof systems including the internal insulation, framing and cladding; window and door systems; vents; verandahs, decks and carport systems.

Read the Bushfire Resilient Building Guidance for Queensland Homes at:

<https://www.qra.qld.gov.au/resilient-homes>

For disaster preparedness advice visit:

<https://www.getready.qld.gov.au/>

#BushfireResilientHomes #ResilientHomes
#GetReadyQueensland



Filename: BushfireResilientHomes - Bushfire resilient building materials

Bushfire resilient design

Bushfire resilient design guidance is provided in this handy, free non-mandatory guide for both new builds and retrofits. Designs, strategies and principles are covered for a:

- typical new two-storey slab on ground house
- building a new raised house on a sloped site
- retrofitting an existing Queensland house
- retrofitting an existing partly raised timber and slab-on-ground brick veneer house.

Read the Bushfire Resilient Building Guidance for Queensland Homes at:

<https://www.qra.qld.gov.au/resilient-homes>

For disaster preparedness advice visit:

<https://www.getready.qld.gov.au/>

#BushfireResilientHomes #ResilientHomes
#GetReadyQueensland



Filename: BushfireResilientHomes - Bushfire resilient design

Bushfire resilient landscaping

Bushfire resilient landscaping tips for people living in bushfire prone areas in covered in this handy, free non-mandatory guide. It includes guidance on best practice landscaping design and plant selection.

Read the Bushfire Resilient Building Guidance for Queensland Homes at <https://www.qra.qld.gov.au/resilient-homes>

For disaster preparedness advice visit

<https://www.getready.qld.gov.au/>

#BushfireResilientHomes #ResilientHomes
#GetReadyQueensland



Filename: BushfireResilientHomes - Bushfire resilient landscaping

